



by POLYRAIL® SYSTEMS

CONTINUOUS HANDRAIL



Product Specifications

- 1 1/2" diameter meets code requirements for continuous handrail and handicap ramps
- 1 1/2" rail is aluminum reinforced
- Colors: White and Tan
- Specially designed elbows for stairs and handicap ramps

Self-Tapping Internal Coupler

- Easy Installation - Saves Time.
- Glass Filled Nylon - For Strength.
- Tool Required - 3/4" Open End Wrench.



CONTINUOUS HANDRAIL




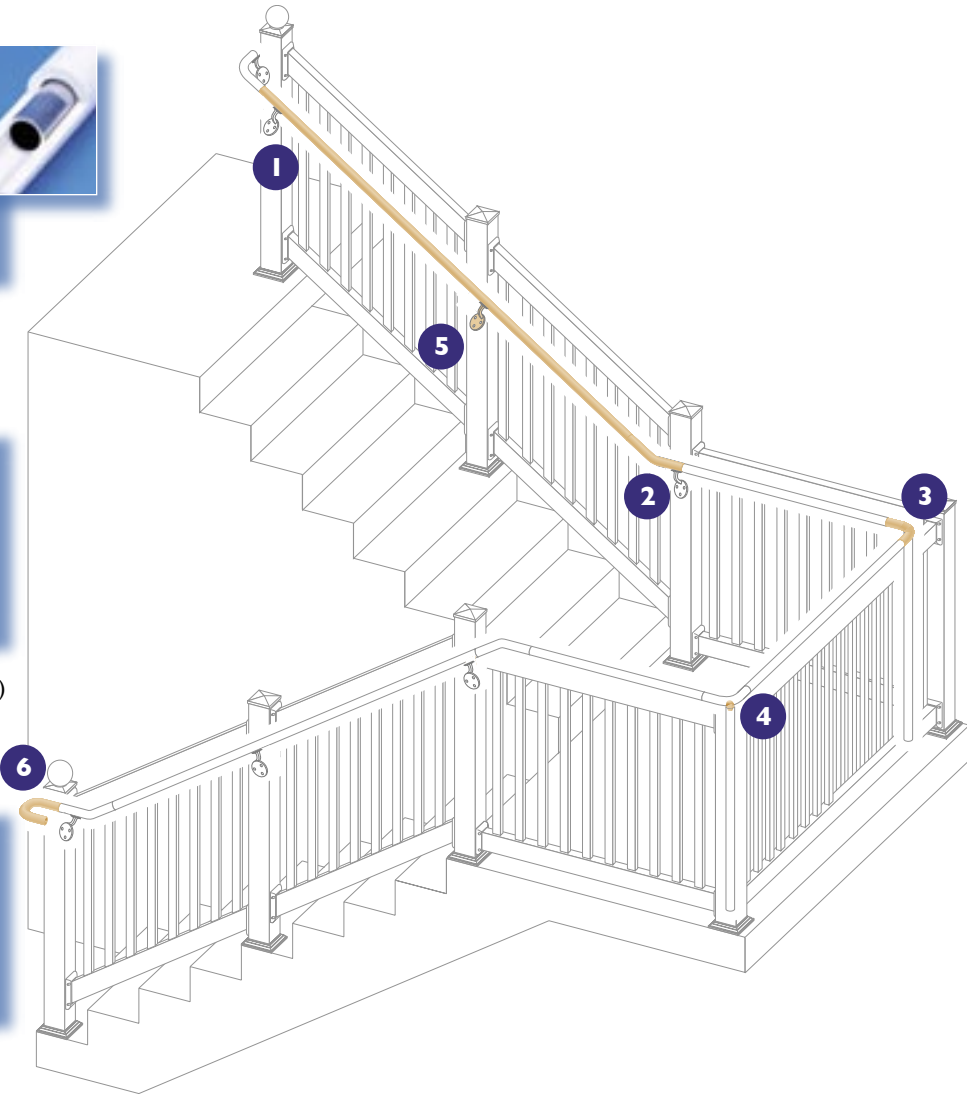
1 1/2" Handrail
(Aluminum Reinforced)




Handrail Elbows
(31°, 34°, and 36° Elbows)



90° Handrail Elbow



T-Mounts
(0°, 5°, and 36° Mounts)



Post Mounts
(Powder Coated Solid Aluminum)



Post Return
(with Fastener)

Additional Items in the Handrail System



5° Handrail Elbow
(For Handicap Rails)



Wall Return
(with Fastener)



Self-Tapping Internal Coupler
(Use 3/4" Wrench to Tighten)



End Cap



Quality Products By:



D I S T R I B U T E D B Y :

